
















Green Issuers using Programmatic Certification  
Data as of 15 October 2019

Issuer	Sector	Country	Total USD million equivalent	Number of Issues
1. <a href="#">New York Metropolitan Transport Authority (MTA)</a>	Transport 	US	6,722	11
2. <a href="#">Société du Grand Paris (SGP)</a>	Transport 	France	5,678	8
3. <a href="#">SNCF Réseau</a>	Transport 	France	6,301	7
4. <a href="#">DNB Boligkreditt AS</a>	Buildings 	Norway	2,844	2
5. <a href="#">National Australia Bank (NAB)</a>	Multiple Sectors 	Australia	2,010	4
6. <a href="#">Contact Energy Ltd.</a>	Geothermal energy 	New Zealand	1,475	multiple
7. <a href="#">Landesbank Baden Württemberg (LBBW)</a>	Buildings 	Germany	1,465	2
8. <a href="#">Queensland Treasury Corp</a>	Multiple Sectors 	Australia	1,464	2
9. <a href="#">San Francisco Public Utilities Commission (SFPUC)</a>	Water 	US	1,413	5
10. <a href="#">TCorp (New South Wales)</a>	Multiple Sectors 	Australia	1,300	1
11. <a href="#">Bay Area Rapid Transit (BART)</a>	Transport 	US	1,213	5
12. <a href="#">Japan Railway Construction, Transport and Technology Agency (JRRT)</a>	Transport 	Japan	1,211	3
13. <a href="#">New York State Housing Finance Agency's (HFA)</a>	Buildings 	US	1,183	14
14. <a href="#">Westpac</a>	Multiple Sectors 	Australia	1,090	4
15. <a href="#">City and County of San Francisco</a>	Transport 	US	328	2